

Datasheet

Cloud L3 Managed PoE Switch



WI-PCMS528F-L3 (V2) | WI-PCMS554F-L3 (V2) | WI-PCMS554FP-L3 (V1)

Overview

Cloud L3 Managed PoE switch supports diverse management methods such as web management, CLI and cloud management which is a high-efficient way for users to manage the network anywhere and anytime. Besides, they also support intelligent deployment, automatic configuration of networking, abnormal alarms and other functions, bringing more convenience to the maintenance personnel. As layer 3 cloud switch, it not only supports static routing, RIP, OSPF, BGP4, DHCP Server/Relay, but also provides complete security policies, QoS policies, and diversified VLAN functions.

Based on these features above, it is applied in enterprises, communities, hotels, office, and campus networks.

Features

High-Bandwidth Interface Design

Cloud L3 Managed PoE switch provide 10G fibers, which can ensure smooth data delivery for high-bandwidth applications. Based on actual deployment needs, users can flexibly select 10G fibers or Gigabit PoE coppers. Cloud L3 Managed PoE switch can render network aggregation of large-sized enterprises, or core deployment of small to medium-sized networks.

Rich L3 features

Cloud L3 Managed PoE switch support diverse Layer 3 routing protocols such as static routing, RIP and OSPF, helping to build scalable and reliable networks.

Network Priority Guarantee

To integrate voice, data and video service on one network, the switch applies rich QoS policies. Administrator can designate the priority of the traffic based on a variety of means including port priority, 802.1P priority and DSCP priority to make sure that voice and video are always clear and smooth.

Cloud Management

Cloud L3 Managed PoE switch not only supports web interface and CLI management, but also supports Wi-Tek cloud management. Users can view the network status, modify the configuration and troubleshoot anytime and anywhere via cloud management.

Specifications



Model	WI-PCMS528F-L3	WI-PCMS554F-L3	WI-PCMS554FP-L3
Hardware Specifications			
Interfaces			
Downlink Ports	24*10/100/1000Mbps RJ45 Ports	48*10/100/1000Mbps RJ45 Ports	
Uplink Ports	4* 10Gbps SFP+ Slots	6* 10Gbps SFP+ Slots	
Management Port	1 Console port	1 Console port	
PoE			
PoE Port	Port 1-24: 802.3 af/at	Port 1-48: 802.3 af/at	
PoE Standard	802.3af/at		
PoE Pin Assignment	1/2(-),3/6(+)	1/2(+),3/6(-)	1,2(+), 3,6(-)
PoE Power	30 W max for each port, 370W Max(PoE power budget)	30 W max for each port, 370W Max(PoE power budget)	30 W max for each port, 880W Max(PoE power budget)
Performance			
Memory and Flash	DRAM 512MB Flash 32MB		
Switch Property			
Standards and Protocols	IEEE802.3, IEEE802.3u, IEEE802.3ab, IEEE802.3z, IEEE802.3x, IEEE802.1x, IEEE802.1q, IEEE802.1p, IEEE802.1d, IEEE802.1w, IEEE802.3ad, IEEE802.3af, IEEE802.3at		
Forwarding Mode	Store and Forward		
Switching Capacity	128 Gbps	216 Gbps	
Packet Forwarding Rate	96 Mpps	161 Mpps	
MAC Address Table	16 k		
Packet Buffer Memory	12 Mbit	16 Mbit	
Jumbo Frame	12 kB		



Model	WI-PCMS528F-L3	WI-PCMS554F-L3	WI-PCMS554FP-L3
Power Supply			
Input Power	AC 100–240V, 50/60Hz		
Power Consumption	Idle: 15W 100% Traffic Rate with PoE: 385W	Idle: 39W 100% Traffic Rate with PoE: 409W	Idle: 39W 100% Traffic Rate with PoE: 919W
Physical Characteristics			
LED Indicators	<p>PWR Indicator:</p> <p>On: the device power on is normal</p> <p>Off: the device is power off or failed</p> <p>SYS Indicator:</p> <p>Off: The system is being started or abnormal</p> <p>Blinking: The system is working normally</p> <p>Link Indicator:</p> <p>Off: No device is connected to the corresponding port.</p> <p>On: Indicates the link through that port is successfully established</p> <p>Blinking: Indicates that the Switch is actively sending or receiving data over that port.</p> <p>PoE Indicator:</p> <p>Off: No PoE powered device (PD) connected.</p> <p>On: There is a PoE PD connected to the port, which supply power successfully.</p> <p>Blinking: Indicates the port is abnormal.</p>		
Buttons	Reset: Hold for >5 sec. to restore factory default.		
Fan Quantity	2	5	
Dimensions (W*D*H)	440*207*44mm	440*330*44mm	
Weight	Net Weight: 3.67 kg	Net Weight: 5.6 kg	
	Package Weight: 4.26 kg	Package Weight: 6.53kg	
Installation	Desktop, rack-mounted		
Reliability	Surge Immunity:		
	Differential mode $\pm 2\text{KV}$ Common mode $\pm 4\text{KV}$		
Reliability	ESD Protection:		
	Contact discharge $\pm 6\text{KV}$		
	Air discharge $\pm 8\text{KV}$		



Model	WI-PCMS528F-L3	WI-PCMS554F-L3	WI-PCMS554FP-L3
Operating Temperature	-10 – 50°C(14 –122°F)		
Storage Temperature	-40 – 70°C(-40 – 158°F)		
Operating Humidity	10 – 90% RH non-condensing		
Storage Humidity	10 – 90% RH non-condensing		
Certification			
Certification	CE, FCC, ROHS, UKCA, RCM		



Model	WI-PCMS528F-L3	WI-PCMS554F-L3	WI-PCMS554FP-L3
Software Features			
QoS	8 Queues of Priority		
	Port Priority		
	IEEE 802.1p Priority		
	DSCP Priority		
	Schedule Mode (SP, WRR, SP+WRR)		
	Bandwidth Control		
	Rate Limit		
	Storm Control		
	802.1P Remark		
	Policy VLAN		
L3 Features	IP Interfaces		
	IPv4: Max 32, IPv6: Max 32		
	Static Routing		
	IPv4: Max 6K, IPv6: Max 2K		
	Route Table(512 Entries)		
	RIP: Version v1/v2, Max 8,190		
	OSPF: Version v2, Max 8,190		
	Static ARP		
	Dynamic ARP: 8,190 dynamic entries		
	DHCP Server		
	IP Pools		
	Manual Binding		
	DHCP Relay		
	Relayed Interface		
	BGP4		
DHCP snooping			
DHCP client			



Model	WI-PCMS528F-L3	WI-PCMS554F-L3	WI-PCMS554FP-L3
Link Aggregation	Static link aggregation		
	802.3ad LACP		
	Up to 64 aggregation groups and up to 8 ports per group		
Spanning Tree Protocol	802.1d STP		
	802.1w RSTP		
	802.1s MSTP		
	STP Security: TC Protect, BPDU Filter, BPDU Protect, Root Protect, Loop Protect		
Loopback Detection	Port-based		
	VLAN based		
Flow Control	802.3x Flow Control		
	HOL Blocking Prevention		
Mirroring	Port Mirroring		
	One-to-One		
	Many-to-One		
	Tx/Rx/Both		
	CPU Mirroring		
	RSPAN		
L2 Multicast	Supports IPv4/IPv6 IGMP groups		
	IGMP Snooping		
	IGMP v1/v2/v3 Snooping		
	Immediately-leave		
	IGMP Snooping Query		
	IGMP Authentication		
	Dynamic Multicast		
	Static Multicast		
	Static Multicast IP		
L2 Multicast Table			



Model	WI-PCMS528F-L3	WI-PCMS554F-L3	WI-PCMS554FP-L3
L2 Multicast	IGMP Proxy		
	MVR		
	MLD Snooping		
	MLD v1/v2 Snooping		
	Immediately-leave		
	MLD Snooping Query		
	Static Group Configuration		
	Limited IP Multicast		
	Multicast Filtering		
VLAN	VLAN Group		
	Max. 4K VLAN Groups		
	802.1Q tag VLAN		
	MAC VLAN		
	Protocol VLAN		
	GVRP		
	Voice VLAN		
	Port-Based QinQ		
	Tunnel TPID (0x8100, 0x9100, 0x9200, Protocol ID)		
	OUI-Based VLAN		
	Management VLAN		
	Multicast VLAN		
	Private VLAN		
IP-Subnet based VLAN			
Access Control List	MAC ACL		
	Source MAC		
	Destination MAC		
	Packet Type (Untagged-eth2, Untagged-802.3, Tagged-eth2, Tagged-802.3)		



Model	WI-PCMS528F-L3	WI-PCMS554F-L3	WI-PCMS554FP-L3
Access Control List	VLAN ID		
	Ether Type		
	IP ACL		
	Source IP		
	Destination IP		
	Fragment Packet		
	IP Protocol		
	IP Precedence		
	TCP/UDP Port		
	DSCP/IP TOS		
	Combined ACL		
	Ipv6 ACL		
	Policy		
	ICMP/TCP/UDP		
	Mirroring		
	Attached Direction(Ingress/Traffic-statistic)		
	QoS Remark		
ACL apply to Port/VLAN			
Time-based ACL			
Security	IP-MAC-Port Binding		
	DHCP Snooping		
	Dynamic ARP Inspection (DAI)		
	IPv4 secure-port		
	DHCPv6 Snooping		
	snooping remote-id		
	snooping subscriber-id		
	IPv6 security-ra		



Model	WI-PCMS528F-L3	WI-PCMS554F-L3	WI-PCMS554FP-L3
Security	DoS Defend		
	DHCP Filter		
	Static/Dynamic Port Security		
	Broadcast/Multicast/Unicast Storm Control		
	kbps/pps control mode		
	802.1X		
	Port base authentication		
	Mac base authentication		
	VLAN Assignment		
	Guest VLAN		
	Support RADIUS authentication and accountability		
	AAA (including TACACS+)		
	Port Isolation		
	Secure web management through HTTPS with SSLv3/TLS 1.2		
Secure Command Line Interface (CLI) management with SSHv1/SSHv2			
IP/Port/MAC-based access control			
AM(IP Source Guard)			
IPv6	Ipv6 Dual IPv4/IPv6		
	Multicast Listener Discovery (MLD) Snooping		
	IPv6 Interface		
	Static IPv6 Routing		
	IPv6 neighbor discovery (ND)		
	Path maximum transmission unit (MTU) discovery		
	Internet Control Message Protocol (ICMP) version 6		
	TCPv6/UDPv6		
	Ipv6 applications		
	DHCPv6 Client		
Ping(v6)			



Model	WI-PCMS528F-L3	WI-PCMS554F-L3	WI-PCMS554FP-L3
IPv6	Tracert(v6)		
	Telnet (v6)		
	IPv6 SNMP		
	IPv6 SSH		
	IPv6 SSL		
	Http/Https		
Advanced Features	802.3ah Ethernet Link OAM		
	ERPS		
	Cloud Management		
	ONVIF(ONVIF Detection,ONVIF Server(NLM))		
	Batch Firmware Upgrading		
	Intelligent Network Monitoring		
	Abnormal Event Warnings		
	Automatic Device Discovery		
	Support Remote Management		
	Support Cloud VLAN Configuration		
	Support Topology Display		
	Support Cloud Control Port Configuration		
	Batch Configuration		
	Unified Configuration		
	Reboot Schedule		
	DDM		
sFlow			
EFM OAM			
Intermediate Agent in PPPoE			
Management Features	Web-based GUI		
	Command Line Interface (CLI) through console port, telnet		
	SNMPv1/v2c/v3		

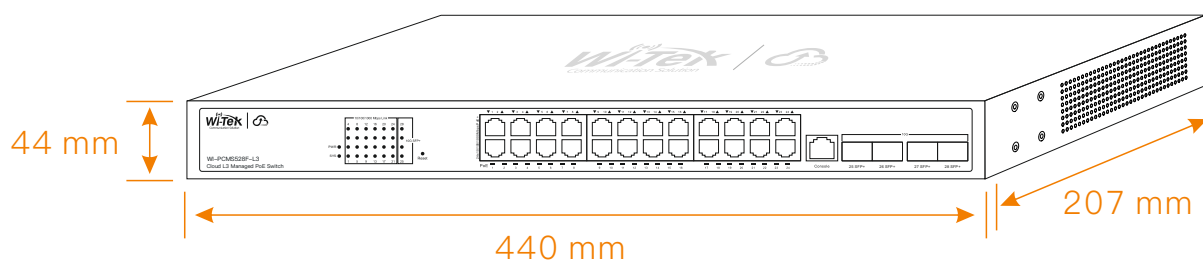


Model	WI-PCMS528F-L3	WI-PCMS554F-L3	WI-PCMS554FP-L3
Management Features	Trap/Inform		
	RMON (1, 2, 3, 9 groups)		
	802.1ab LLDP/LLDP-MED		
	Cable Diagnostics		
	EEE		
	Password Recovery		
	NTP and SNTP		
	System Log		
	Firmware Upgrade		
	Ping		
	Traceroute		
	HTTP/HTTPS		
	FTP and TFTP		
	Dual Configuration		
	System IP(Static IP, Dynamic IP)		
	Debug		
	User Management		
CPU/Memory Monitor			
Config Restore/Backup			
Link Layer Discovery Protocol (LLDP)			

Appearances and Dimensions

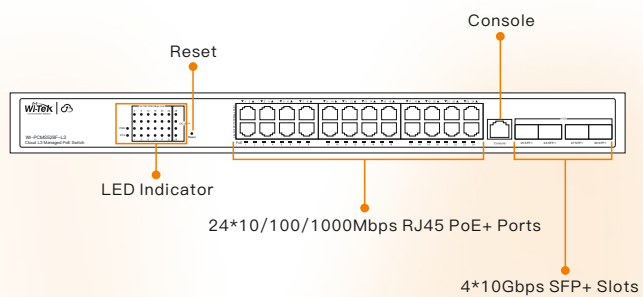
WI-PCMS528F-L3

Dimensions (mm)



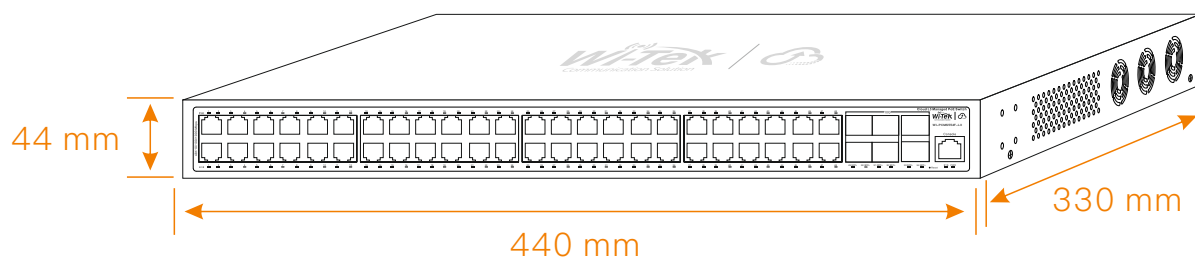
Front Panel

Back Panel

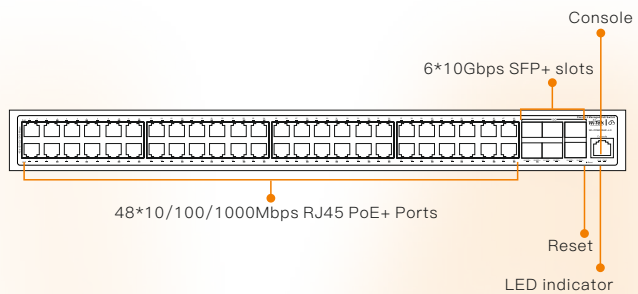


WI-PCMS554F-L3

Dimensions (mm)



Front Panel

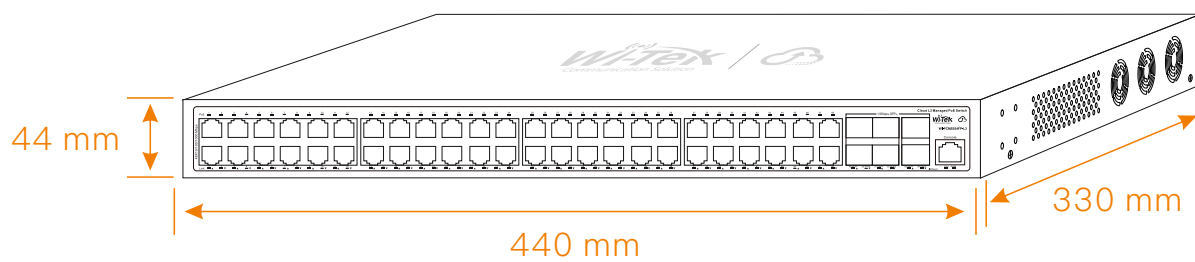


Back Panel

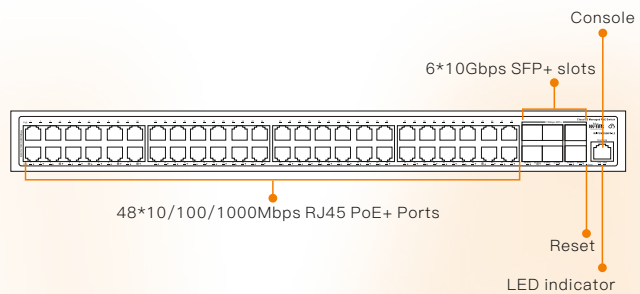


WI-PCMS554FP-L3

Dimensions (mm)



Front Panel



Back Panel



Package Contents

Welcome to order our products. After purchasing, you will receive:

Items	Quantity
Cloud L3 Managed PoE Switch	1 pcs
Quick Installation Guide	1 pcs
Serial line	1 pcs
Power Cord	1 pcs
Mounting Accessories	Hooks x 2, MATS x 4, Screws x 8



Wireless-Tek Technology Limited

Address: Building 3, Units 1801-1807, 1812, Huaqiang Era Plaza, Tangwei Community, Fuhai Street, Bao'an District, Shenzhen City, Guangdong Province, China.

Website: www.wireless-tek.com

Tel: 86-0755-32811290

Email: sales@wireless-tek.com

Technical Support: tech@wireless-tek.com



Technical Support



Cloud Management



Company Website