

Datasheet

Wi-Tek L3 Managed Cloud Switch



WI-CGS5328-L3(V2) Thailand Project Version

Overview

Wi-Tek L3 Managed Cloud Switch provides a more efficient, simple, secure and easy-to-use remote management method, which facilitates the convenience of management and maintenance. Wi-Tek L3 Managed Cloud Switch supports intelligent deployment, automatic configuration of networking, abnormal alarms and other functions. As layer 3 Cloud Switch, it not only supports static routing, RIP, OSPF, BGP4, DHCP Server/Relay, but also provides complete security policies, QoS policies, and diversified VLAN functions.

Based on Wi-Tek L3 Managed Cloud Switch's features, it is applied in enterprises, communities, hotels, office networks, and campus networks, which can ensure high-efficient network operation.

Features

Outstanding Performance

WI-CGS5328-L3 use 4 10GB fibers, which can ensure smooth data delivery for high-bandwidth applications. Based on actual deployment needs, Users can flexibly select 10G fiber or Gigabit copper ports. WI-CGS5328-L3 can render network aggregation of large-sized enterprises, or core deployment of small to medium-sized networks.

Abundant L3 Features

WI-CGS5328-L3 support Layer 3 routing protocols that include Static Routing, RIP and OSPF, helping to build scalable, reliable networks. Multicast routing protocols such as MLD V1/V2 Snooping guarantee efficient routing for multicast groups.

Network Quality Guarantee

To integrate voice, data and video service on one network, the switch applies rich QoS policies. Administrator can designate the priority of the traffic based on a variety of means including Port Priority, 802.1P Priority and DSCP Priority, to ensure that voice and video are always clear, smooth.

Cloud Management

Wi-Tek L3 Managed Cloud Switch not only supports web interface and CLI management but also supports Wi-Tek Cloud platform remote management. Users can view the network status, modify the configuration, and troubleshoot anywhere and anytime.

Specifications



Model	WI-CGS5328-L3
Hardware Specifications	
Interfaces	
Combo Port	8*1000Mbps Combo Ports
SFP Slot	16*1000Mbps SFP Slots
SFP+ Slot	4* 10Gbps SFP+ Slots
Management Port	1*Console port
Performance	
Memory and Flash	DRAM: 512MB Flash: 32MB
Switch Property	
Standards and Protocols	IEEE802.3, IEEE802.3u, IEEE802.3ab, IEEE802.3z, IEEE802.3x, IEEE802.1x, IEEE802.1q , IEEE802.1p, IEEE802.1d, IEEE802.1w,IEEE802.3ad
Forwarding Mode	Store and Forward
Switching Capacity	128 Gbps
Packet Forwarding Rate	96 Mpps
MAC Address Table	16 k
Packet Buffer Memory	12 Mbit
Jumbo Frame	12 kB
Power Supply	
Input Power	AC 100–240V 50/60 Hz
Power Consumption	Idle: 115V 60Hz--36.2W 230V 50Hz--35.7W
Physical Characteristics	
LED Indicators	<p>PWR Indicator: On: the device power on is normal Off: the device is power off or failed</p> <p>SYS Indicator: Off:The device is abnormal Blinking:The device is working normally</p> <p>LNK/ACT Indicator : On: Port connected Off: Port disconnected Blinking: Data transmission.</p>



Model		WI-CGS5328-L3
Physical Characteristics		
Buttons	Reset: Hold for >5 sec. to restore factory default.	
Fan Quantity	2	
Dimensions (W*D*H)	440*260*44mm	
Weight	Net Weight: 3.7 kg	
	Package Weight: 4.38kg	
Installation	Rack- Mounted	
Environmental		
Reliability	Surge Immunity: Differential mode $\pm 2\text{KV}$ Common mode $\pm 6\text{KV}$	
	ESD Protection: Contact discharge $\pm 6\text{KV}$ Air discharge $\pm 8\text{KV}$	
Operating Temperature	-10°C – 50°C (14°F – 122°F)	
Operating Humidity	-40°C – 70°C (-40°F – 158°F)	
Storage Temperature	10–90% RH non-condensing	
Storage Humidity	5–90% RH non-condensing	
Certification		
Certification	CE, FCC, RoHS, UKCA, RCM	



Model	WI-CGS5328-L3
Software Features	
QoS	8 Queues of Priority
	Port Priority
	IEEE 802.1p Priority
	DSCP Priority
	Schedule Mode (SP, WRR, SP+WRR)
	Bandwidth Control
	Rate Limit
	Storm Control
	802.1P Remark
	Policy VLAN
L3 Features	IP Interfaces
	IPv4: Max 32, IPv6: Max 32
	Static Routing
	IPv4: Max 6K, IPv6: Max 2K
	Route Table
	RIP: Version v1/v2, Max 8,190
	OSPF: Version v2, Max 8,190
	Static ARP
	Dynamic ARP: 8,190 dynamic entries
	DHCP Server
	IP Pools
	Manual Binding
	DHCP Relay
	Relayed Interface
BGP4	
DHCP snooping	
DHCP client	



Model	WI-CGS5328-L3
Link Aggregation	Static link aggregation
	802.3ad LACP
	Up to 64 aggregation groups and up to 8 ports per group
Spanning Tree Protocol	802.1d STP
	802.1w RSTP
	802.1s MSTP
	STP Security: TC Protect, BPDU Filter, BPDU Protect, Root Protect, Loop Protect
Loopback Detection	Port-based
	VLAN based
Flow Control	802.3x Flow Control
	HOL Blocking Prevention
Mirroring	Port Mirroring
	One-to-One
	Many-to-One
	Tx/Rx/Both
	CPU Mirroring
	RSPAN
L2 Multicast	Supports IPv4/IPv6 IGMP groups
	IGMP Snooping
	IGMP v1/v2/v3 Snooping
	Immediately-leave
	IGMP Snooping Query
	IGMP Authentication
	Dynamic Multicast
	Static Multicast
	Static Multicast IP
L2 Multicast Table	



Model	WI-CGS5328-L3
L2 Multicast	IGMP Proxy
	MVR
	MLD Snooping
	MLD v1/v2 Snooping
	Immediately-leave
	MLD Snooping Query
	Static Group Configuration
	Limited IP Multicast
	Multicast Filtering
VLAN	VLAN Group
	Max. 4K VLAN Groups
	802.1Q tag VLAN
	MAC VLAN
	Protocol VLAN
	GVRP
	Voice VLAN
	Port-Based QinQ
	Tunnel TPID (0x8100, 0x9100, 0x9200, Protocol ID)
	OUI-Based VLAN
	Management VLAN
	Multicast VLAN
	Private VLAN
IP-Subnet based VLAN	
Access Control List	MAC ACL
	Source MAC
	Destination MAC
	Packet Type (Untagged-eth2, Untagged-802.3, Tagged-eth2, Tagged-802.3)



Model	WI-CGS5328-L3
Access Control List	VLAN ID
	Ether Type
	IP ACL
	Source IP
	Destination IP
	Fragment Packet
	IP Protocol
	IP Precedence
	TCP/UDP Port
	DSCP/IP TOS
	Combined ACL
	Ipv6 ACL
	Policy
	ICMP/TCP/UDP
	Mirroring
	Attached Direction(Ingress/Traffic-statistic)
	QoS Remark
	ACL apply to Port/VLAN
Time-based ACL	
Security	IP-MAC-Port Binding
	DHCP Snooping
	ARP Inspection
	IPv4 secure-port
	DHCPv6 Snooping
	snooping remote-id
	snooping subscriber-id
IPv6 security-ra	



Model	WI-CGS5328-L3
Security	DoS Defend
	DHCP Filter
	Static/Dynamic Port Security
	Broadcast/Multicast/Unicast Storm Control
	kpbs/pps control mode
	802.1X
	Port base authentication
	Mac base authentication
	VLAN Assignment
	Guest VLAN
	Support RADIUS authentication and accountability
	AAA (including TACACS+)
	Port Isolation
	Secure web management through HTTPS with SSLv3/TLS 1.2
	Secure Command Line Interface (CLI) management with SSHv1/SSHv2
IP/Port/MAC-based access control	
IPv6	Ipv6 Dual IPv4/IPv6
	Multicast Listener Discovery (MLD) Snooping
	IPv6 Interface
	Static IPv6 Routing
	IPv6 neighbor discovery (ND)
	Path maximum transmission unit (MTU) discovery
	Internet Control Message Protocol (ICMP) version 6
	TCPv6/UDPv6
	Ipv6 applications
	DHCPv6 Client
Ping(v6)	



Model	WI-CGS5328-L3
IPv6	Tracert(v6)
	Telnet (v6)
	IPv6 SNMP
	IPv6 SSH
	IPv6 SSL
	Http/Https
Advanced Features	802.3ah Ethernet Link OAM
	ERPS
	Cloud Management
	ONVIF(ONVIF Detection,ONVIF Server(NLM))
	Batch Firmware Upgrading
	Intelligent Network Monitoring
	Abnormal Event Warnings
	Automatic Device Discovery
	Support Remote Management
	Support Cloud VLAN Configuration
	Support Topology Display
	Support Cloud Control Port Configuration
	Batch Configuration
	Unified Configuration
	Reboot Schedule
DDM	
sFlow	
EFM OAM	
Management Features	Web-based GUI
	Command Line Interface (CLI) through console port, telnet
	SNMPv1/v2c/v3

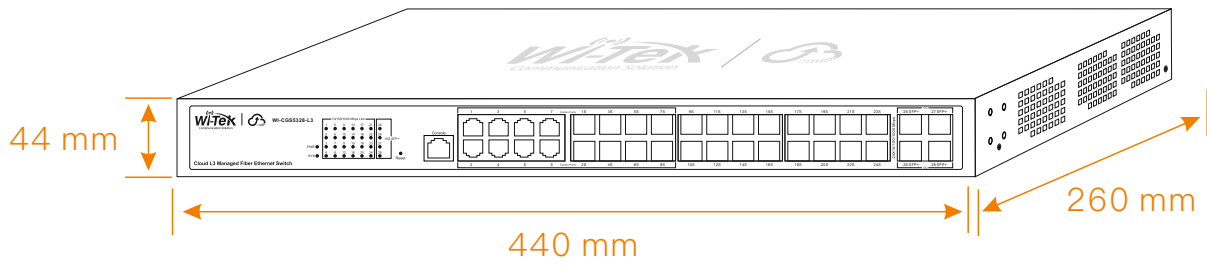


Model	WI-CGS5328-L3
Management Features	Trap/Inform
	RMON (1, 2, 3, 9 groups)
	802.1ab LLDP/LLDP-MED
	Cable Diagnostics
	EEE
	Password Recovery
	NTP and SNTP
	System Log
	Firmware Upgrade
	Ping
	Traceroute
	HTTP/HTTPS
	FTP and TFTP
	Dual Configuration
	System IP(Static IP, Dynamic IP)
	Debug
	User Management
	CPU/Memory Monitor
Config Restore/Backup	
Link Layer Discovery Protocol (LLDP)	

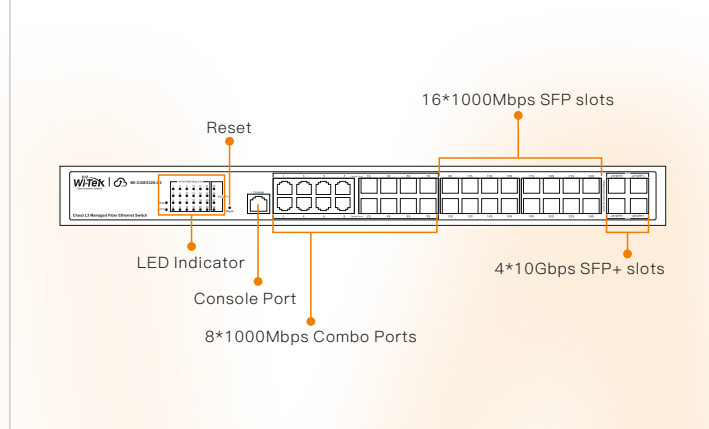
Appearances and Dimensions

WI-CGS5328-L3

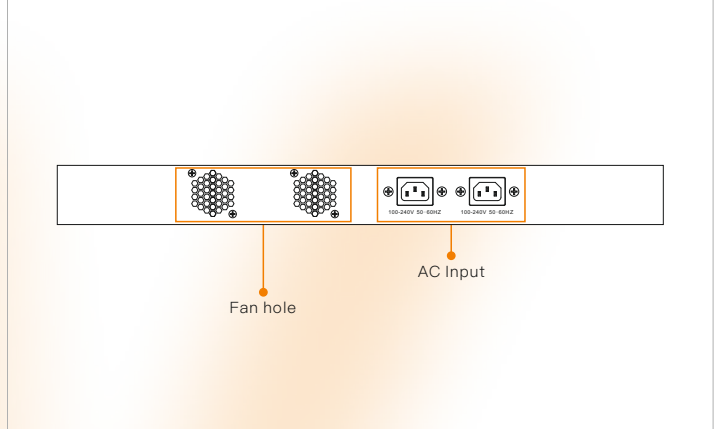
Dimensions (mm)



Front Panel



Back Panel



Package Contents

Welcome to order our products. After purchasing, you will receive:

Items	Quantity
Cloud Switch	1 pcs
Quick Installation Guide	1 pcs
Serial line	1 pcs
Power Cord	1 pcs
Mounting Accessories	Hooks x 2, MATS x 4, Screws x 8



Wireless-Tek Technology Limited

Address: Building 3, Units 1801-1807, 1812, Huaqiang Era Plaza, Tangwei Community, Fuhai Street, Bao'an District, Shenzhen City, Guangdong Province, China.

Website: www.wireless-tek.com

Tel: 86-0755-32811290

Email: sales@wireless-tek.com

Technical Support: tech@wireless-tek.com



Technical Support



Cloud Management



Company Website